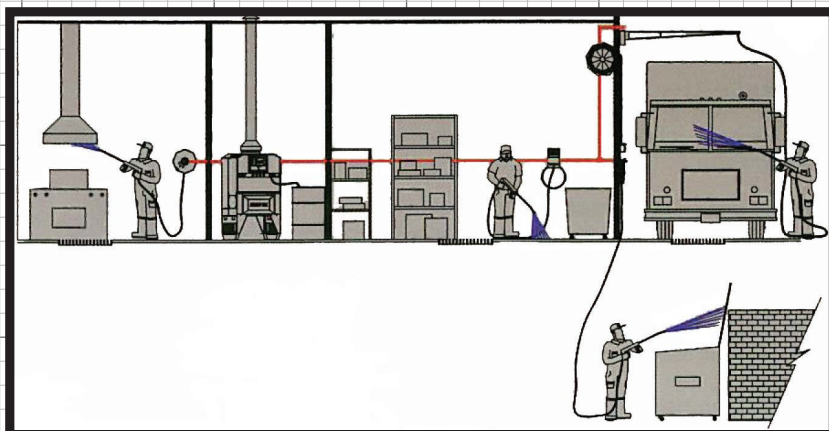



HN PRESSURE STEAMERS

HN SERIES: NATURAL GAS OR PROPANE HEATED, ELECTRIC MOTOR



NEW HN Pro Line



HN-R Series Ultimate Line
All Stainless
includes wall mount remote



IN A WASH BAY, THE OTHERS JUST DON'T MEASURE UP

HYDRO TEK.US

PRESSURE STEAMER

HOT/COLD/STEAM - NATURAL GAS or PROPANE HEATED, ELECTRIC

HN
SERIES

Common Features

■ Ready to Work when you are:

No need to fill fuel tanks or hunt down a water supply when machine is directly plumbed into natural gas and water lines. The pressure washer can be housed indoors, away from the elements, while locating the wash station remote outdoors.

■ Clean and Efficient Heating System:

24v automatic electronic ignition on low emission natural gas burner. High efficiency schedule 80 coil with ceramic insulation delivers years of uninterrupted service.

■ Belt Driven pump:

Low RPM drive – cooler, quieter, continuous duty performance. These industrial triplex pumps feature concentrically bored and polished, graphite impregnated ceramic plungers with advanced seal design.

■ NEMA4 Water Tight Electrical Box:

ETL certified to UL1776 Class 2 for use in wash-down area, exceeds industry standards. Special Hydro Tek control box features easy to use controls and provides instant access to electronics. Standard diagnostic indicators ensure optimal system performance. **Dual voltage switch on most 230v models allows you to simply flip a switch to change to 208v power supply.**

■ More Standard Features:

- Detergent flow metering at full pressure ■
- Heavy duty industrial motor with standard thermal overload protection.
- Adjustable temperature up to 250°F with steam setting ■
- Burst disc technology for operator safety.
- Rustproof float tank to regulate incoming water ensuring consistent system performance. ■
- Heavy duty hose, wand and trigger gun and quick connect nozzles

HN-R Series - Ultimate Line Features

■ **All Stainless Frame and enclosure** Lasts a lifetime even in wet areas - Rust Proof and **Additional Panel Mounted Controls** such as hour meter and pressure gauge. Pivoting cover opens to give you pump and component access while skid legs raise the pressure washer and pilot light 18" off the ground for extra safety and access from below.

■ Wall Mount Remote w/non-marking Hose, Nozzle, Wand Storage:

Low voltage remote with full pressure soap output and 100' cord gives the operator control of all functions both at the machine and the remote wash site. (available as an option on ProLine models) Additional wash station remotes can be added.

■ Automatic Shutdown:

Adjustable automatic shutdown prolongs pump life and provides worry-free operation.

■ Total Relief Unloader:

Flow sensitive unloader allows pressure to build up gradually as trigger gun is activated reducing gun recoil. When gun is released the entire system and discharge piping is relieved of trapped pressure.

HN Series - Pro Line® Features

■ Bypass Cool System:


Worry free pump cooling system prevents pump from overheating with system designed pump bypass feature.

■ Durable Frame Construction:

Welded, powder coated steel, pro-tect-it frame for durability with rustproof stainless coil wrap and front panels

■ Best in Class accessibility:

Open frame design gives you full access to all components, including EZ Align™ belt tensioning system, for efficient preventative maintenance checks.



ETL Listed
Certified to UL 1776
Certified to
CAN / CSA B140.11

Specifications

Model	PSI	GPM	Temp.	HP	Voltage
HN-R Series - Ultimate Line					
HN20004E2R	2000	3.8	250° F	5	208/230v - 1ph
HN22005E2R	2200	4.3	250° F	6.5	230v - 1ph
HN22005E3R	2200	4.3	250° F	7.5	208/230V - 3ph
HN22005E4R	2200	4.3	250° F	7.5	460v - 3ph
HN30004E2R	3000	3.9	250° F	8	208/230v - 1ph
HN35005E3R	3500	4.3	250° F	10	208/230v - 3ph
HN35005E4R	3500	4.3	250° F	10	460v - 3ph

HN Series - Pro Line®

HN20004E2G	2000	3.9	250° F	5	208/230v - 1ph
HN30004E2G	3000	3.9	250° F	8	208/230v - 1ph

Specifications may vary, consult factory for custom models

Dimensions: 47"l x 24"wx 48"h (Pro Line 48"l x 20½" w x 48¾" h)

Optional Accessories:

Liquid Propane option, wheel kit for LP version, machine mounted hose reel, wall mount hose reel, additional wash station remotes, draft diverter, downstream soap kit, full-feature wall mount remote for ProLine models, 30-min shut off timer for ProLine models



HYDRO TEK.US
CLEANING EQUIPMENT MFG.

DISTRIBUTED BY:



MOTA Industrial Services, LLC

106 South Lake Court, Lexington, SC 29073

Tel: 803-356-4777 ♦ Fax: 803-356-4737

www.motaindustrial.com